THINK INDIA JOURNAL

ISSN:0971-1260
Vol-22- Issue-14-December-2019

Deep Air Learning : Feature Analysis Of Fine Grained Air Quality

Ranjitha B N [1] ,Sailakshmi S [2] ,N Phaneendra [3] ,Sahana M[4] ,Mrs.Arpitha Vasudev[5]
[1,2,3,4] STUDENT OF SRI SAIRAM COLLEGE OF ENGINEERING (dept.of.CSE)
[5]ASSISTANT PROFESSOR AT SRI SAIRAM COLLEGE OF ENGINEERING (dept.of.CSE)

Abstract—The interpolation, prediction, and feature analysis of fine-grained air a quality area unit has three essential focuses inside the space of urban air figuring. The responses for those subjects will give obliging data to help tainting the administrators, and hence make charming party and concentrated impacts. A huge part of the general work comprehends the three issues severally by absolutely different models. During this paper, we will in general propose a general and convincing approach to manage unravel the three issues in a solitary model known as the Deep Air Learning (DAL). The most course of action of dekalitre lies in embeddings feature choice and semi-oversaw learning in a couple of layers of the significant learning framework. The foreseen philosophy utilizes information concerning the unlabeled spatio-transient data to help the show of the addition and besides the estimate, and performs incorporate choice and association examination to reveal the most relevant decisions to the assortment of the air quality. we will in general regard our system with heightened tests reinforced real information sources got. Tests show that dekalitre is superior to anything the friend models from the continuous composing once finding the subjects of presentation, desire, and have assessment of fine-grabbed air quality.

Index words–Air pollution, DAL, Quality.

INTRODUCTION

The interpolation, prediction, and feature analysis of fine-gained air quality square measure three basic focuses inside the space of urban air enlisting. An average presentation unwinds the issue that there square measure limited air-quality-screen stations whose transport is uneven during a city; a particular conjecture gives significant information to watch individuals from being broken by means of air sullying; a sensible component examination reveals the most noteworthy segments to the assortment of air quality. All things considered, the responses for those subjects will evacuate strikingly obliging information to help pollution management. However, there exist various troubles for urban air preparing .First there are very less air-quality-screen stations on account of the huge cost of building and keeping up such a stations is expensive. Second, the air-quality-screens are lacking in light of the fact that there exist missing names of the past data in barely any stations for some time allotment. At the point when all is said in done, each station only has one screen contraption that must be kept up at between times, subsequently there'll be no yields for the station once the device is being kept up, recalibrated, or has different issues. Third, the groupings of urban air related data square measure vacillated for the event of information verifying headways. Regardless, there's not relate degree all around recognized judgment to reveal the most explanations behind the transcendence and dissipating of defilement, particularly the tainting of PM2.5. In this manner, it's draining to fathom that what collections of data square measure the most pertinent options for expansion and desire, and besides the key factors for setting divisions to defeat and the board sullying. This paper is wanted to oversee of these troubles by utilizing the data contained inside the unlabeled data and moreover the spatio-transient data, and development incorporate choice and alliance examination for the urban air related knowledge.Although checked data square measure hazardous or past a sensible uncertainty won to get, mammoth proportions of unlabeled models will generally be collected financially. At the point when all is said in done, unlabeled data will urge in offering information to raised undertaking the geometric structure of the data. What's more, most of the urban air related data contain each house and time information.

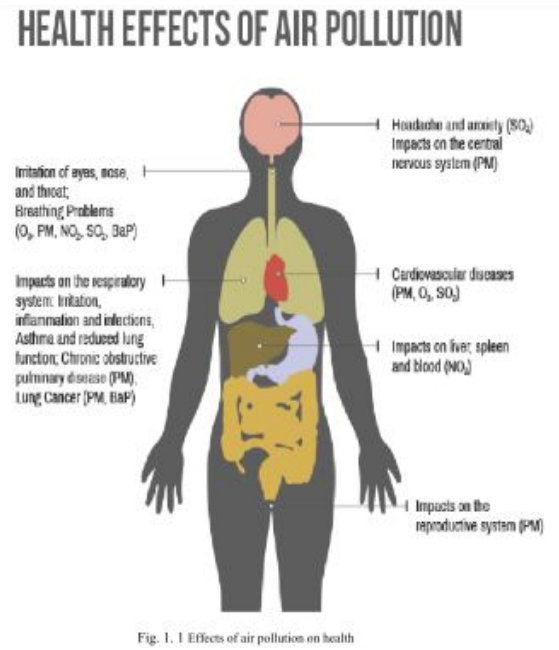

Fig. 1. 1 Effects of air pollution on health

Copyright © 2019Authors

ISSN:0971-1260
Vol-22- Issue-14-December-2019

DEEP LEARNING

Deep Learning(DL) is a subfield of machine learning based on learning multiple levels of representations by making a hierarchy of features where the higher levels are defined from the lower levels and the same lower level features can help in defining many higher level features. DL structure extends the traditional neural networks (NN) by adding more hidden layers to the network architecture between the input and output layers to model more complex and nonlinear relationships. This concept gained the researchers interest in the recent years for its good performance to become the best solution in many problems in medical image analysis applications such as image denising, segmentation, registration and classification. Deep learning is a class of machine learning algorithms that use several layers of nonlinear processing units for feature extraction and transformation. Each successive layer uses the output from the previous layer as input. Deep neural networks, deep belief networks and recurrent neural networks have been applied to fields such as computer vision, speech recognition, natural language processing, audio recognition, social network filtering, machine translation, and bioinformatics where they produced results comparable to and in some cases better than human experts have.

Deep Learning Algorithms and Networks –

- are based on the unsupervised learning of multiple levels of features or representations of the data. Higher-level features are derived from lower level features to form a hierarchical representation.

- use some form of gradient descent for training.

MACHINE LEARNING

ML is a method for quantifiable acknowledging where every event in a dataset is depicted by a ton of features or properties. Strikingly, the articulation "ML" is a strategy for verifiable finding that concentrates feature or attributes from unrefined data. Significant Learning does this by utilizing neural frameworks with many covered layers, colossal data, and extraordinary computational resources. The terms have all the earmarks of being genuinely good, regardless, with Deep Learning procedure, The estimation creates depictions of the data normally. Strikingly, data depictions are hard-coded as a great deal of features in AI counts, requiring further methodology, for instance, incorporate decision and extraction, (for instance, PCA).Both of these terms are in electrifying show up diversely in connection to another class of old style automated thinking figurings known as Rule-Based Systems where each decision is physically modified with the goal that it would seem that a quantifiable model. In Machine Learning and Deep Learning, there are a wide scope of models that fall into two unmistakable classes, coordinated and independent. In solo learning, computations, for instance, k-Means, dynamic gathering, and Gaussian mix models try to learn critical structures in the data. Controlled learning incorporates a yield mark related with every model in the dataset. This yield can be discrete/obvious or authentic regarded. Backslide models check veritable regarded yields, however plan models measure discrete-regarded yields. Direct twofold request models have just two yield names, 1 (positive) and 0 (negative). Some standard managed learning counts that are seen as Machine Learning: are straight backslide, key backslide, decision trees, reinforce vector machines, and neural frameworks, similarly as non-parametric models, for instance, k-Nearest Neighbors'.

EXSISTING SYSTEM

The interpolation, prediction, and feature analysis of fine-picked up air quality are three significant points in the territory of urban air figuring. The answers for these points can give amazingly valuable data to help air contamination control, and therefore produce incredible cultural and specialized effects. The majority of the current work takes care of the three issues independently by various models.

For instance: IOT-based air contamination observing and estimating framework.

Impediments of Existing System :• The explanation for the lacking engravings is identified with the air quality screen gadgets. As a rule, each station basically has one screen contraption which should be kept up at interims, in that capacity there will be no yields for the station when the gadget is being kept up, recalibrated, or has different issues.

• High help cost.

Issue IDENTIFICATION

There exist a few difficulties for urban air processing as the related information have some exceptional qualities. In the first place, since there are lacking air-quality-screen stations in a city because of the significant expense of building and keeping up such a station, it is costly to acquire named preparing tests when managing fine-picked up air quality.

PROPOSED SYSTEM

This paper is persuaded to address every one of these difficulties by using the data contained in the unlabeled information and the spatiotemporal information and performing highlight determination for the urban air related information. Despite the fact that marked information are troublesome or costly to acquire, a lot of unlabeled models can frequently be accumulated efficiently. Here, our framework takes care of all current issue utilizing single model. With higher pace of precision in the forecast of air quality. Points of interest Proposed System: The proposed highlight choice and investigation strategy uncovers the significance of various information highlights to the expectations of the neural systems, in this manner can uncover some internal instrument of the discovery profound models,

Copyright © 2019Authors

ISSN:0971-1260
Vol-22- Issue-14-December-2019

which doesn't restrain to air contamination anticipation and control, however can likewise be applied to numerous different applications, for example, restorative determination and fear based oppression location. For instance, one can't take activities dependent on a model's forecasts without knowing whether the discovery model is reliable or not, generally the outcomes might be calamitous.

• Better execution

• High exactness

• Low support cost

SYSTEM ARCHITECTURE

• Real Time Data: Raw are gotten from the UCI Machine Learning Repository.

• Pre-Processing: Cleaning the crude information and evacuation of invalid and unstructured information

• Feature Engineering: Extracting the highlights. The information is part into test and train sets.

• Artificial Neural Network is applied to the preparation information to prepare the model.

• Validate Model: Test information is passed to the model and the forecasts are acquired.

• Analysis: The exactness of the model is examined with the assistance of a disarray network.

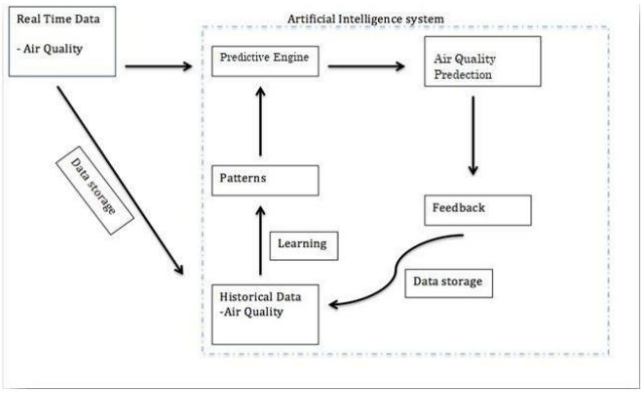

IMPLEMENTATION

Usage is the finish of a product, or execution of an arrangement, idea, rendition, design, detail, across the board, set of rules, or strategy. In various words, an execution is an attention to a specialized determination or calculation as a program, programming program viewpoint, or other PC framework through programming and sending. Numerous usage may also exist for a given determination or general. This fragment of the contraption is performed with the possibility that anything is structured must be actualized; keeping in musings that it satisfies individual necessities, objective and extent of the machine. The usage area delivers the answer for the individual issue.

Artificial Neural Network

Artificial Neural Network (ANN) is a decent registering device whose significant subject is acquired from the relationship of natural neural systems. ANNs likewise are named as "manufactured neural frameworks," or "parallel apportioned handling frameworks," or "connectionist frameworks." ANN secures a major assortment of units which may be interconnected in a couple of example to allow correspondence between the gadgets. these gadgets, also alluded to as hubs or neurons, are simple processors which work in parallel. Each neuron is joined with various neuron through an association hyperlink. every association interface is related with a weight that has data about the information signal. this is the most extreme valuable insights for neurons to clear up a specific problem on the grounds that the heap generally energizes or hinders the sign this is being imparted. every neuron has an interior state, which is known as an initiation signal. Yield flag, that are delivered subsequent to consolidating the enter markers and enactment rule, might be sent to different contraptions. Model of Artificial Neural Network

The following diagram represents the general model of ANN followed by its processing.

For the above general model of artificial neural network, the net input can be calculated as follows −yin=x1.w1+x2.w2+x3.w3...xm. wmyin=x1.w1+x2.w2+x3.w3...xm. wm

The output can be calculated by applying the activation function over the net input.

Y=F(yin)Y=F(yin)

Output = function (net input calculated)

Copyright © 2019Authors

ISSN:0971-1260
Vol-22- Issue-14-December-2019

The figure 6.1 explains the input and output lines of Artificial neural network

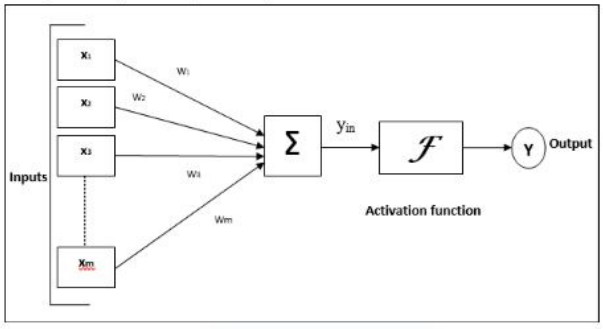

TESTING

Here in the testing stage we have clarified the existence cycle of programming testing and furthermore the means engaged with the unit testing.

Programming program evaluating presentation: programming program giving a shot is a framework used to assist pick with excursion the accuracy, culmination and best of created workstation programming. programming testing is the methodology used to degree the nature of advanced programming program. looking at is the way toward executing an application with the method of reasoning of finding botches. programming looking at is much of the time known as check and approval.

- STLC (Software Testing Life Cycle):
- STLC is an integral part of Software Development Life Cycle (SDLC). But, STLC deals only with the testing phases.
- STLC starts as soon as requirements are defined or SRD (Software Requirement

Document) is shared by stakeholders.

- STLC provides a step-by-step process to ensure quality software.
- inside the early degree of STLC, even as the software or the product is developing, the tester can examine and define the scope of trying out, entry and go out standards and additionally the check cases. It allows to reduce the test cycle time at the side of higher pleasant.
- As soon as the improvement segment is over, the testers are equipped with check cases and start with execution. This facilitates to find bugs in the initial section.
- STLC has the subsequent exceptional phases but it isn't obligatory to comply with all levels. phases are depending on the character of the software or the product, time and assets allocated for the testing and the model of SDLC this is to be observed.

The figure 6.12 describes the life cycle of the software testing, is shown below.

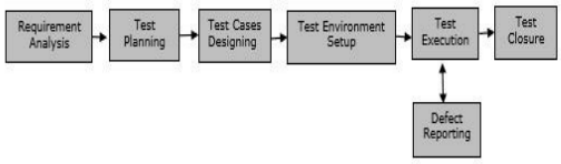

Fig. 6.12 Software testing life cycle

CONCLUSION AND FUTURE SCOPE

The task work has been completed to upgrade the exactness of expectation by utilizing Deep air learning methods. In this methodology, information are pre-prepared before any mining procedures are applied in the disclosure of information. The whole procedure would be influenced by the nearness of superfluous, repetitive and irrelevant highlights in the high dimensional information. These highlights influence the exactness of forecast, grouping, characterization, relapse and others. Subsequently, there emerges a need to improve exactness of the expectation and other learning draws near. The field of Deep air learning examination is an energizing new research bearing because of huge number of true applications where finding individuals' conclusion is significant in better basic leadership. The advancement of procedures for the report level slant investigation is one of the noteworthy segments of this territory. As of late, individuals have begun communicating their assessments on the Web that expanded the need of breaking down the stubborn online substance for different genuine applications. A ton of research is available in writing for distinguishing feeling from the content. All things considered, there is an immense extent of progress of these current models. Existing estimation examination models can be improved further and presence of mind information.

Future Scope :-• In giving fundamental information to help Air contamination control. • In age of breathtaking cultural mindful and specialized effect because of air contaminations. • Due to time limitation, the venture has been confined to an example, yet in future, People can manufacture its huge model, which will likewise improve the precision of forecast.

● The precision we could accomplish was around 96%. In future, this exactness can additionally be expanded by performing propelled tasks. ● Database can be executed. ● Extra highlights can be induded where a client can transfer the informational index straightforwardly and the precision would be anticipated progressively.

REFERENCES

[1] R. Tibshirani, "Regression shrinkage and selection via the lasso," Journal of the Royal Statistical Society. Series B (Methodological), vol. 58, no. 1, pp. 267–288, 1996.

[2] M. Yuan and Y. Lin, "Model selection and estimation in regression with grouped variables," Journal of the Royal Statistical Society: Series B (Statistical Methodology), vol.68, pp. 49–67, 2006.

[3] L. Li, X. Zhang, J. Holt, J. Tian, and R. Piltner, "Spatiotemporal interpolation methods for air pollution exposure," in Symposium on Abstraction, Reformulation, and Approximation,2011.

[4] Y. Zheng, F. Liu, and H.-P. Hsieh, "U-air: When urban air quality inference meets big data," in Proceedings of the 19th ACM SIGKDD International Conference on Knowledge Discovery and Data Mining, ser. KDD '13, 2013, pp. 1436–1444.

[5] H.-P. Hsieh, S.-D. Lin, and Y. Zheng, "Inferring air quality for station location recommendation based on urban big data," in Proceedings of the 21th ACM SIGKDD International Conference on Knowledge Discovery and Data Mining, ser. KDD '15, 2015, pp.437– 446.

Copyright © 2019Authors

ISSN:0971-1260
Vol-22- Issue-14-December-2019

[6] M. Dong, D. Yang, Y. Kuang, D. He, S. Erdal, and D. Kenski, "PM2.5 concentration prediction using hidden semi-markov model-based times series data mining," Expert Syst. Appl., vol. 36, no. 5, pp. 9046–9055, Jul. 2009.

[7] S. Thomas and R. B. Jacko, "Model for forecasting expressway pm2.5 concentration –application of regression and neural network models." Journal of the Air & Waste Management Association, vol. 57, no. 4, pp. 480–488, 2007.

[8] Y. Zheng, X. Yi, M. Li, R. Li, Z. Shan, E. Chang, and T. Li, "Forecasting fine-grained air quality based on big data," in Proceedings of the 21th ACM SIGKDD International Conference on Knowledge Discovery and Data Mining, ser. KDD '15, 2015.

[9] X. Zhou, W. Huang, N. Zhang, W. Hu, S. Du, G. Song, and K. Xie, "Probabilistic dynamic causal model for temporal data," in Neural Networks (IJCNN), 2015 International Joint Conference on, July 2015, pp. 1–8.

[10] K. P. Singh, S. Gupta, and P. Rai, "Identifying pollution sources and predicting urban air quality using ensemble learning methods," Atmospheric Environment, vol. 80, pp. 426 – 437, 2013.

[11] Y. Li, Z. Qi, Z. M. Zhang, and M. Yang, "Learning with limited and noisy tagging," in Proceedings of the 21st ACM International Conference on Multimedia, ser. MM '13, 2013, pp. 957–966.

[12] R. Socher, J. Pennington, E. H. Huang, A. Y. Ng, and C. D. Manning, "Semi-supervised recursive autoencoders for predicting sentiment distributions," in Proceedings of the Conference on Empirical Methods in Natural Language Processing. Association for Computational Linguistics, 2011, pp. 151–161.

[13] https://medium.freecodecamp.org/

[14] https://www.datacampcom/community/tutorials/wordcloud-python

Copyright © 2019 Authors