THINK INDIA JOURNAL

ISSN:0971-1260
Vol-22- Issue-14-December-2019

Implementation of Re-ranking a Search Image in Web by Clicking the Similarity and Typicality by using Spectral Clustering.

Karamsetty Shouryadhar,
Research Scholar in the Department of Computer Science and Information Engineering at Asia University, Taichung, Taiwan.
Email: shourya.ravi@gmail.com

Now-a-days searching for a particular Image in web has become a hard task which more over goes with well known semantic gap, intent gap, which is the gap between representations of users demand particularly the process of Image retrieval is the major problem that is curbing its development andalsobecomingasouringproblemastherealobjectivetothefinalUsers.Thispaperreduceshuman effects by using image click-through data which can analysis an "implicit feedback" from users. It overcome the intention gap, and further improves the image search performance. Usually, the premises visually similar images must be close in the ranking list and the strategy images with higher significance should be ranked higher than others are extensively accepted. By obtaining satisfying search results, image similarity and the level of significance typicality with determinate factors correspondingly. Although, measuring image similarity and typicality, conventional re-ranking approaches only consider visual information and initial ranks of images, while overlooking the influence of click-through data. This paper presents an implementation of re-ranking approach, named spectral clustering re-ranking with click based similarity and typicality. Initially, to learn an appropriate similarity measurement click based multi-feature similarity learning algorithm (CMSL), which conducts metric learning based on click based triplets selection, and incorporate multiple features into a unified similarity space via multiple kernel learning. Then based on this learnt click based image similarity measure, we can conduct spectral clustering to group visually and semantically similar images into same clustering and gets the final re-rank list by calculating click based clusters typicality and within clusters where these click based images typicality in descending order. Our implementation will beconducted on two real-world query-image datasets with varied representative queries/demands shows that our proposed re-ranking approach can significantly improve initial search results and gives better several existing re-rankingapproaches.

Index Terms— Search image, search re-ranking, click-through data, multi-feature similarity, typicality

I. INTRODUCTION

Image Search Re-ranking is defined as the refinement of search results by employing image visual information to reorder the initial text-based search results. It comes from the observation that the noisy text-based search results still contain satisfactory images in top hundreds of search results. The ranking of images are based on a text-based search which is considered as a reasonable baseline. Extracted visual information is then used to re-rank related images to the top of the list. Therefore, reordering of these top ones with visual cues is possible to satisfy user's search experience in both accuracyandresponse time. Itcanbeviewedasapost-processofcoresearch.

Thousands of images are uploaded to the internet with the explosive growth of online social media and the popularity of capture devices thus building a satisfying image retrieval system is the key to improve user search experience. Due to the success of information retrieval, most commercial search engines employ text- based search techniques for image search by using associated textual information, such as file name, surrounding text, URL, etc. Even though text-

 Copyright © 2019Authors

ISSN:0971-1260
Vol-22- Issue-14-December-2019

based search techniques have achieved great success in document retrieval, text information is frequently noisy and unavailable. In order to improve search performance, image search re-ranking, which adjusts the initial ranking orders by mining visual content or leveraging some auxiliary knowledge, is proposed, and has been the focus of attention in both academia and industry in recent years .Most of the existing re-ranking methods utilize the visual informationin an unsupervised and passive manner to overcome the "semantic gap" (gaps between the low-level features and high-level semantics). Although multiple visual modalities have been used to further mine useful visual information, they can only achieve limited performance improvements. Thisisbecause these re-ranking approaches neglect the "intent gap" (gaps between the representation of user's query/demand and the real intent of theusers).

Current ISR approaches mainly focus on two important aspects: feature extraction and ranking function. Visual features always play a fundamental role in ISR and other image search applications where lots of approaches have been employed and developed for example local and multimodality fusion features in ISR, respectively. Query-dependent re-ranking features for a query-dependent re-ranking model, which are based on the exploitation of the visual context, initial ranking, etc. To effectively fuse multiple modalities, a graph-based re- ranking algorithm is proposed that can effectively integrate the learning of relevance scores, weights of modalities, and distance metric into a unified scheme. The above figure shows basic concept of image processing. The proposed system consist of some steps such as collecting dataset, pre-processing saliency map generation, feature extraction, and then classify images. Then apply re-ranking method. This paper is organized as follows: section II describes the Literature Review; section III describes the Proposed Methodology, section IV describes experimental result and Conclusion in sectionV.

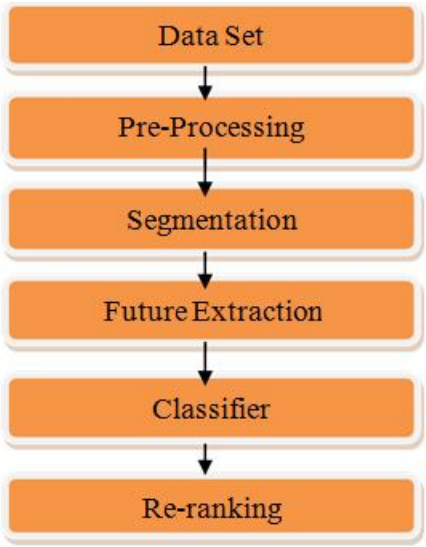

II. LITERATUREREVIEW:

DifferentResearchersareworkingonthemethodsusedtogetdesiredperformanceofwebsearch engine.
Xiaopeng Yang, Tao Mei, [1] proposed click-based multi-feature similarity learning algorithm. Based on the learnt click-based image similarity measure, they conducted spectral clustering to get the final re-rank list by calculating click-based clusters typicality and within clusters click-based image typicality in descendingorder.

ZhongJi, Yanwei Pang, XuelongLi, [2] addressed the feature extraction and ranking function problems in image search re-ranking based on the hypersphere idea in one-class classification, they observed two things : 1. How to transfer the ISR methods to solve the outlier removal problem is an interesting research direction. 2. Deep learning has shown its promising successes in image classification and CBIR, however it has little significant influence on TBIR. How to employ it in

 Copyright © 2019Authors

ISSN:0971-1260
Vol-22- Issue-14-December-2019

TBIR and ISR is also a challengingdirection

Yongdong Zhang, Xiaopeng Yang, and Tao Mei [3] presented Image Search Re-ranking With Query-dependent Click-Based Relevance Feedback algorithm emphasizes the successful use of click-through data for identifying user search intention, while leveraging multiple kernel learning algorithm to adaptively learn the query-dependent combination weights for multiple modalities. This paper has considered only image search relevance, though image diversity isanother important factor in search performance. Future work will be enhancing the diversity of re-ranked imagesby duplicationdetectionorothersuchmethods.

JunjieCai, Zheng-Jun Zha, Meng Wang, Shiliang Zhang, and Qi Tian [4] proposed a visual-attributejoint hyper graph learning approach to simultaneously explore two information sources. A hyper graph is created to model the correlation of allimages.

un Yu, Member, Yong Rui and Dacheng Tao [5] proposed multimodal hypergraph learning-based sparse coding method for image click prediction, and apply the obtained click data to the re-ranking of images. The proposed method is useful in influential clickprediction.

Dan Lu, XiaoxiaoLiu, and XuemingQian [6] proposed a social re-ranking system for tag-based image retrieval with the consideration of an image's relevance and diversity to re-ranking images according to their visual information, semantic information, andsocial clues.

Daniel Carlos and his team [7] presented approach for combining different re-ranking and rank aggregation methods, considering four novel combination schemes. The main idea of this work is exploitingcomplementaryrankingscomputedbydifferentmethodsinordertoobtainmoreeffective results.

SongheFeng, ZheyunFeng, and Rong Jin [8] proposed a novel tag ranking scheme for automatic image annotation. This scheme casts the tag ranking problem into a matrix recovery problem and introduces trace norm regularization to control the model complexity. In future they plan to apply the proposed framework to the image annotation problem when image tags are acquired by crowd souring that tend to be noisy andincomplete.

XuemingQian, Xianglong Tan, Yuting Zhang, RichangHong and Meng Wang [9] proposed sketch-based image retrieval method that uses initial result grouping, re-ranking via visual verification, and a relevance feedback system to search for more similar images. The proposed method can't findthe images with differently size and rotation. So to solve this problem in future this method can be combined with a wide range of existing SBIR methods to improve the final retrieval results.

Rodriguez-Vaamonde, Lorenzo Torresani [10] addressed a method that finds whether the content of the pictures appearing in a Web page can be used to enrich the semantic description of an HTML document and therefore increases the performance of a keyword-based search engine.

LingxiXie, Qi Tian, Senior Member, IEEE, WengangZhou, and Bo Zhang [11] proposed an efficient re-ranking approach consisting of two successive modules, i.e., incremental query expansion and image-feature voting, to improve the recall andprecision.

Xiaogang Wang, Shi Qiu, KeLiu, and XiaoouTang [12] proposed framework that automatically offline learns different semantic spaces for different query keywords to significantly improve the effectiveness and efficiency of online image re-ranking. Future work will be to find the keyword expansions used to define reference classes can incorporate other metadata and log data besides the textual and visual features. In order to update the reference classes over time in anefficient

 Copyright ⓒ 2019Authors

ISSN:0971-1260
Vol-22- Issue-14-December-2019

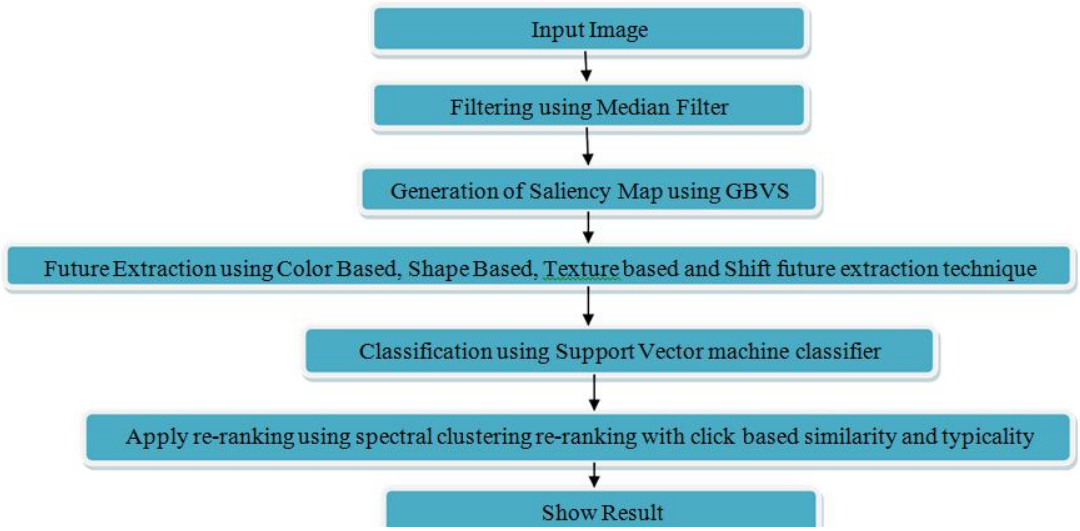

way, how to adopt incremental learning under this framework needs to be further investigated. Although the semantic signatures are before now small,it is possible to make them more compressed and to further enhance their matching efficiency using other technologies such as hashing.
Guosheng Kang, Jianxun Liu, Mingdong Tang, Buqing Cao[13] presented a hybrid Web service ranking approach based on user behaviour and QoS. They incorporate user behavior, functional relevance and QoS utility of Web services simultaneously for Web service ranking.
Zhen Liu, HouqiangLi,Wengang Zhou, Ruizhen Zhao, and Qi Tian [14] Proposed an algorithm to represent feature's spatial context information with a binary code. In addition, it discovers that the multimode property is useful to improve the retrieval performance. Future work will be to investigate how to reduce the number of featuresin a single image while the retrieval performance ispreserved.

III. PROPOSEDMETHODOLOGIES

The above diagram shows step in proposed system. The first step is image is given as input instead of text query. Then pre-processing technique used. The next step is use graph base visual saliency. Then the feature extraction technique is used. Then classification using SVM classifier and then applies spectral clustering re-ranking with clicked base similarity and typicality. All technique is described briefly inbelow.

1. Imagepre-processing:

The pre-processing technique is use to remove distortion or noise. We use median filter for the pre-processing

a) Medainfilter:

It removes all type of noise. It averages the intensity of all neighbourspixel.Itprovides efficient noise decrease capability with considerable less blurring than any other filter. Hence we usemedianfilter.

2. Saliency map generation usingGBVS:

Saliency should be defined as the discriminativenessof features. Saliency maps have information about where interesting information can be initiatein the image. These areas correspond to features considered as singular or informative, depending on the definition of saliency. High saliency regions correspond to objects or places they are mostly found to be lowersaliency is associated to background. Graph-Based Visual Saliency (GBVS) is consists of two steps: first

 Copyright © 2019Authors

ISSN:0971-1260
Vol-22- Issue-14-December-2019

forming activation maps on certain feature channels, and then normalizing them in a method which highlights conspicuity and admits combination with othermaps.
Graph Based Visual Saliency (GBVS) steps:

1. Compute raw feature map from inputimage.
2. Compute activation map from featuremap.
3. Normalize activationmap.
4. Average across map within each featurechannels.
5. Divide each feature channel by number of maps in thatchannel.
6. Sum across featurechannels.
7. Blur betterresult.
8. Save descriptive,rescaled

3. Feature Extraction (FE):

To extract the features of an input image we classify the image on the basis of input image requirements. A feature is defined as capturing a certain visual assets to an image.It is themain task in these systems to retrieve those similar images from database which are similar to the query image. Features such as colors, textures or shapes of an image are extracted to which feature vector for each image are created in Feature Extraction(FE).

a) Color: Colors are the most important features which are easily familiar to humans in variousimages. Color features are the mostbroadly used in CBIR systems. To take out the color features from an image, a color space and color feature drawing out methods are required. The simplest method to represent colors in animage is tofill color histograms inwhich acount of the numberof pixels of various colors is accumulated. The color base features are asfollows.

(i) HSVhistogram

In HSV (or HSL, or HSB) space is widely used in computer graphicsand is a more perceptive way of telling color. Hue, Saturation, Value or HSV is a color representation that describes color (hue or tint) in terms of their shade (saturation or amount of gray) and their brightness (value or luminance). The hue isinvariant to the changes in illumination and camera route and hence more suited for objectretrieval.

(ii) Auto Correlogram(AC).

The color Auto Correlogram (AC) only captures the spatial correlation between the samecolors. It integrates the color information and the space information. For each pixel in theimage, the AC technique needs to go through all the surrounding neighbors of that perticular pixel.

(iii) Color Moment(CM).

Color Moments (CM)s are used to distinguish images based on their features of color. Color match between images are measured using this Color Moment (CM). The division of color in an image can be interpreted as a probability distribution which is the basis of color moments that are present in the statement. If the color inan image follows a certain probability distribution, the moments of that distribution can then be used as features to recognize that image based on color. Three central moments of an images color distribution. They are mean, standard deviationand Skewness. Regularly a color can be defined by 3 vital values whichare Red, Green, and Blue and sometimes even more values like grey, white and Black are also used. Moments are planned for each of these channels in an image. In representing color distributions of images the mean, the variance and the skewness of the ColorMoment (CM) are useful..

b) Shape: In shape base feature the Gabor wavelet and wallet transform are used which are mentioned below:

(i) Gabor Wavelet(GW)

A Gabor Wavelet (GW) is linear filter used for boundary detection. Gabor Wavelet (GW) is

 Copyright © 2019Authors

ISSN:0971-1260
Vol-22- Issue-14-December-2019

expansively adopted to extract texture from the images for retrieval and has been shown to be very capable. Gabor Wavelets (GW)s can be generally measured as orientation- and scale " tannable Edge" (T anningo f E dges) and line detectors, and the statistics of these micro features are often used to describe texture information. Basically GaborWavelet (GW) filters are a group of wavelets, with each wavelet capturing energy at exact frequency and a bsolut e orientation. The scale and orientation tunable property of Gabor Wavelet (GW) filter makes it mostly useful for Texture Analysis In a way we can say that among various wavelet bases, Gaborfunctions give the best resolution in both the domains, the time and the frequency, and the Gabor Wavelet (GW) modification seems to be the optimal basis to extract local features for severalreasons.

a. **Biological inspiration:** Gabor Wavelet (GW) makes identifying the tumors and cysts lot easier using Gabor filters. Biological Inspiration is drawn to such an extent that using Gabor wavelet (GW) texture analysis of tendons, bones and muscle fibers are observed with utmost precession helping the end user to identify those biologicalanomalies.

b. **Mathematical and empirical motivation:** Gabor wavelet transform has both the multi-resolution and multi-orientation properties and are most constructive for measuring local spatial frequencies. Besides it has been foundto yield deformation tolerance space for pattern detectiontasks.

(ii) Wavelet Transform (WT): Wavelet Transforms (WT) is a mathematical means for performing signal investigation when signal frequency varies over time. For certain classes of signals and images, wavelet analysis provides more accurate information about signal data than other signal study techniques. The wavelet transform uses functions that are limited in both the real and Fourierspace.

c) SIFT Feature: Scale Invariant Feature Transform (SIFT) features are features extracted from images to help in loyal matching between different views of the identical object. SIFT is animagelocal feature clarification algorithm based on scale- space. Duetoitswell-built matching ability, SIFT has many applications in different fields, such as image retrieval, image stitching, and machine vision. The extracted features are invariant to scale and orientation, and are extremely characteristic of the image. They are extracted in four steps.The firststep calculates the locations of potential interest points in the image by detecting the maxima and minima of a set of Difference of Gaussian filters applied at dissimilar scales all over the image. Then, these locations are refined by removal points of low contrast. Next to each key point an orientation is assigned based on local image features later to this very same key point a local feature descriptor is computed finally. This descriptor is based on the local image gradient, changed according to the orientation of the key point to provide orientation invariance. Every feature is a vector of dimension 128 uniquely identifying the zone around the keypoint.

4. Classification using SVMClassifier

SVM classifier is a supervised machine learning algorithm which can be used for classification or regression problems. It uses a technique called the kernel trick to change your data and then based on these transformations it finds an optimal boundary between the achievable outputs. In thisSVM classifier used to classify images analogous to the input image beforere-ranking.

5. Re-ranking ofimages

For the re-ranking we use spectral clustering and re-ran with clickbase similarity and typicality. It use image click through data to express image similarity for multiple feature then conduct spectral clustering into group visually and semantically parallel image and finally obtained re-ranking by calculating clicked base cluster typicality and within cluster click basedimage typicality. This is the first attempt for cluster-based re-ranking using click-through data.We use click-through data and multiple visual modalities simultaneously to learn image similarity, and

 Copyright © 2019Authors

ISSN:0971-1260
Vol-22- Issue-14-December-2019

propose an new similarity learning algorithm, called click based multi-feature similarity learning (CMSL), which conducts metric learning based on click-based triplets selection, while integrating multi-feature into a unified similarity space via multiple kernel learning. We integrate click-through data with image typicality learning to mine the power of this implicit feedback in determining the degree of image relevance to the givenquery,andfurtherimprovethe image searchperformance

IV. EXPERIMENTAL RESULT

The proposed method is efficient and has time complexity is better than existing systems. So it will help to get most relevant images in image search process.

This research performs searching on re-rank scheme with name spectral clustering by re-ranking with click base similarity and typicality. Here we use color image as input, then it is pre-processed by several techniques of image processing and generate saliency map. The saliency map contain the interesting information that can be found in images. The result shows the various saliency mapfig generated at variousscale.



Figure 5.1: The original image which is given to the input.



Figure 5.2: shows the result after of pre-processing technique



Figure 5.3: shows the saliency map after applying blur at scale 20%.



Figure 5.4: shows the saliency map after applying blur at scale 40%.

Copyright © 2019Authors

ISSN:0971-1260
Vol-22- Issue-14-December-2019

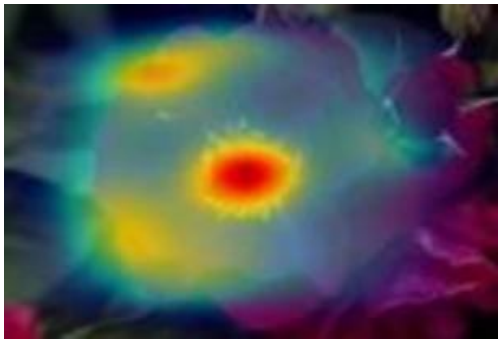

Figure 5.5: shows the saliency map after applying blur at scale 80%.

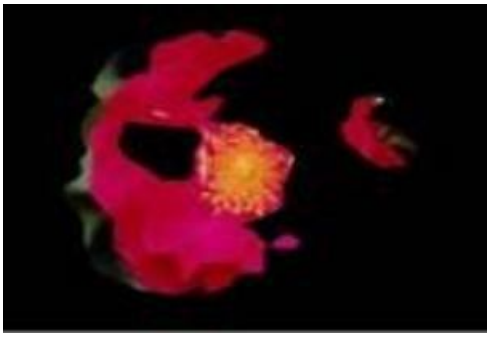

Figure 5.6: shows the average result output.

V. CONCLUSION

This system is to sketch and get better the image search. We can use this system in any type of search engine and also in smart phone. The output image can be used as input to get the similar images. The output images are visually and semantically similar. The user gets efficient resultas per the requirement. In future can we use neural network to train dataset for moreefficient result.

REFERENCES

1. "*Web Image Search Re-Ranking With Click-Based Similarity and Typicality*", Xiaopeng Yang, Tao Mei, Senior Member, IEEE, Yongdong Zhang, Senior Member, IEEE, JieLiu, and Shin'ichi Satoh, Member, IEEE, IEEE TRANSACTIONS ON IMAGE PROCESSING,*VOL. 25, NO. 10, Oct2016*
2. "*Relevance Preserving Projection and Ranking for Web Image Search Re-ranking*", ZhongJi, Member, IEEE, Yanwei Pang, Senior Member, IEEE, and XuelongLi, Fellow, IEEE, IEEE TRANSACTIONS ON IMAGE PROCESSING, *VOL. 24, NO. 11, Nov2015*
3. "*Image Search Re-ranking With Query-dependent Click-Based Relevance Feedback*" Yongdong Zhang, Senior Member, IEEE, Xiaopeng Yang, and Tao Mei, Senior Member, IEEE, Yongdong Zhang, Senior Member, IEEE,Xiaopeng Yang, and Tao Mei, Senior Member, IEEE, IEEE TRANSACTIONS ON IMAGE PROCESSING, *VOL. 23, NO. 10, Oct14.*
4. "*An Attribute-Assisted Re-ranking Model for Web Image Search*" JunjieCai, Zheng-Jun Zha, Member, IEEE, Meng Wang, Shiliang Zhang, and Qi Tian, Senior Member, IEEE, IEEE TRANSACTIONS ON IMAGE PROCESSING, *VOL. 24, NO 1,Jan2015.*
5. "*Click Prediction for Web Image Re-ranking Using Multimodal Sparse Coding*", Jun Yu, Member, IEEE, Yong Rui, Fellow, IEEE, and Dacheng Tao, Senior Member, IEEE, IEEE TRANSACTIONS ON IMAGE PROCESSING, *VOL. 23, NO. 5, May2014.*
6. "*Tag-Based Image Search by Social Re-ranking*", Dan Lu, XiaoxiaoLiu, and XuemingQian, Member, IEEE, IEEE TRANSACTIONS ON MULTIMEDIA, *VOL. 18, NO. 8, Aug2016*
7. "*Combining re-ranking and rank aggregation methods for image retrieval*", Daniel Carlos Guimar˜aesPedronette, Ricardo da S. Torres, Springer, *Nov2015.*
8. "*LearningtoRankImageTagsWithLimitedTrainingExamples*", SongheFeng,ZheyunFeng,and RongJin,
   IEEE TRANSACTIONS ON IMAGE PROCESSING, *VOL. 24, NO. 4, Apr 2015.*
9. "*Enhancing Sketch-Based Image Retrieval by Re-Ranking and Relevance Feedback*", XuemingQian, Member, IEEE, Xianglong Tan, Yuting Zhang, Richang Hong, Member, IEEE, and MengWang, Member, IEEE, IEEE TRANSACTIONS ON IMAGE PROCESSING, *VOL. 25, NO. 1, Jan2016.*
10. "What the Picture will Tell Us Concerning Web Page? Improving Document Search by

 Copyright ⓒ 2019Authors

ISSN:0971-1260
Vol-22- Issue-14-December-2019

victimisation of Images", Rodriguez- Vaamonde, Lorenzo Torresani, Member, IEEE, IEEE TRANSACTIONS ON PATTERN ANALYSIS AND MACHINE INTELLIGENCE, VOL. 37, NO. 6, Jun2015

11. "*Heterogeneous Graph Propagation for Large-Scale Web Image Search*", LingxiXie, Qi Tian, Senior Member, IEEE, Wengang Zhou, and Bo Zhang, IEEE TRANSACTIONS ON IMAGE PROCESSING, *VOL. 24, NO. 11, Nov 2015*
12. "*Web Image Re-Ranking Using Query-Specific Semantic Signatures*", Xiaogang Wang, Member, IEEE , Shi Qiu, KeLiu, and Xiaoou Tang, Fellow, IEEE, IEEE TRANSACTIONS ON PATTERN ANALYSIS AND MACHINE INTELLIGENCE, *VOL. 36, NO. 4, Apr2014*
13. "*An Effective Web Service Ranking Method via Exploring User Behavior*", Guosheng Kang, Jianxun Liu, Mingdong Tang, Buqing Cao, Member, IEEE, and Yu Xu, IEEE TRANSACTIONS ON NETWORK AND SERVICE MANAGEMENT, *VOL. 12, NO. 4, Dec2015.*
14. "*Contextual Hashing for Large-Scale Image Search*", Zhen Liu, HouqiangLi,Wengang Zhou, Ruizhen Zhao, and Qi Tian, Senior Member, IEEE, IEEE TRANSACTIONS ON IMAGE PROCESSING,*VOL. 23, NO. 4, Apr2014.*
15. "Prototype-Based Image Search Reranking", Linjun Yang, and Alan Hanjalic, IEEE Transactions on Multimedia , VOL. 14, NO. 3, PP. 871-882, FEBRUARY2012.

 Copyright ⓒ 2019Authors